

THE BALLAD OF AURELIE

THE BOLD

Activity Guide



BAG&BAGGAGE
PRODUCTIONS
THE VAULT THEATER




Aurelie's story is based on a tale called "Iron John" by Jacob and Wilhelm Grimm. In the story, they describe a monstrous creature who watches over a golden pond deep in the Enchanted Forest.

In our show, this creature is named Iron Jo. Our puppet designer, Trevor, imagined what Jo might look like and created this puppet



But what if it were up to you?
What do you imagine a gold-
guarding forest monster looks like?
Draw a picture here



There are many people and things to see in Aurelie's town.
Can you find some of them in this word search?



B Q U J L N Z D B W
F A P H O N E S R V
S I B M F W O I E A
C W S A M L F G A C
I B N H Y L E P D O
M E R C H A N T S Y
G F L X X U S E N N
L T S S Y S C H E E
R A U R E L I E A Y
I R L A A G Y M T B



Look for these words:

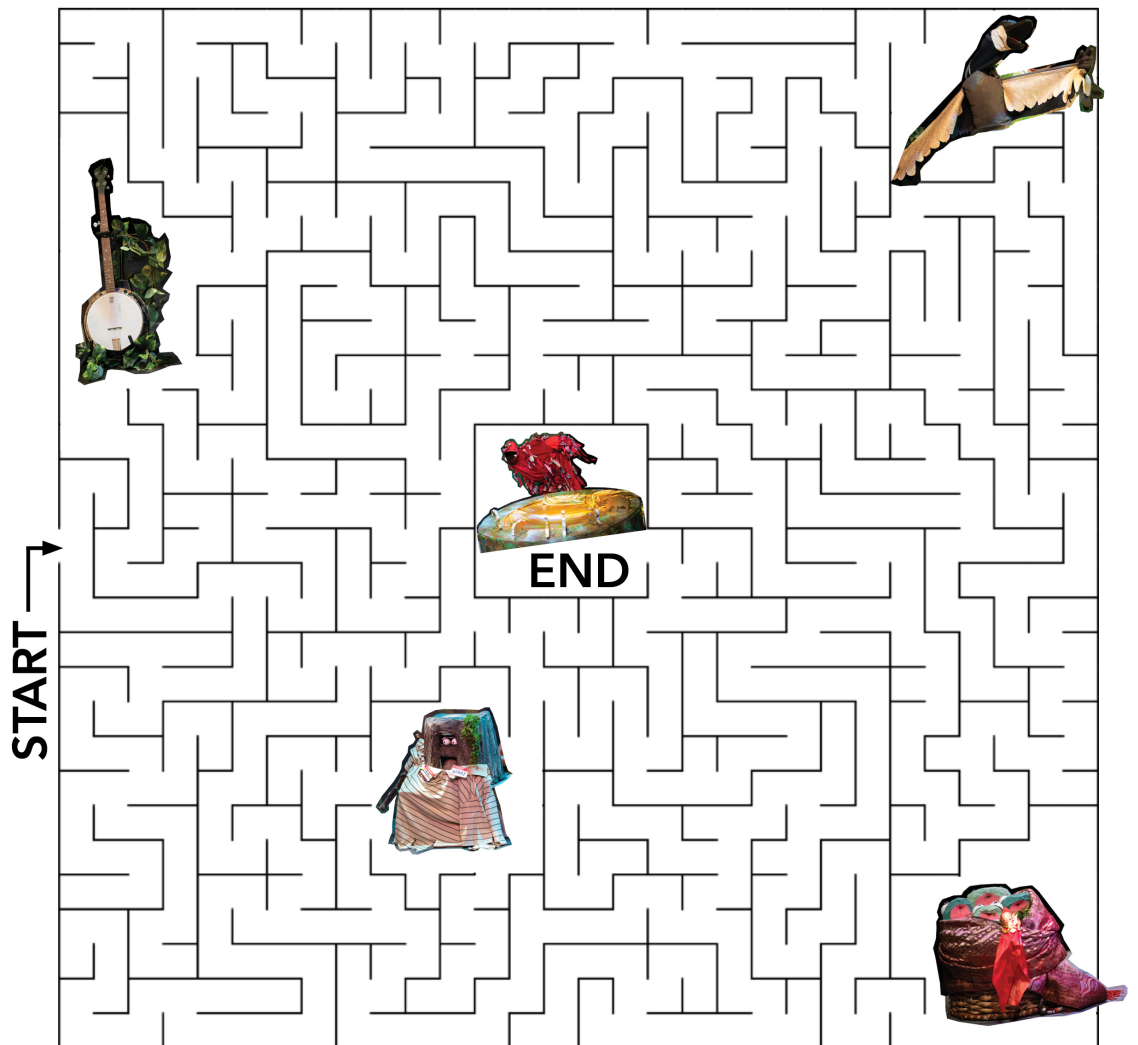
BABA YASHA
PHONES
FISH
SEN

MERCHANTS
AURELIE
COYNE
BREAD



Once the townspeople get rid of Coyne, they are free to do what they love. **What kinds of things do you love to do?**

Aurelie adventures through the Enchanted Forest to find Iron Jo's pond. **Can you find your way to Jo's pond through this maze?**



When one character in a play tells a story all by themselves with nobody else helping them out, it's called a monologue. In *The Ballad of Aurelie the Bold*, Skyler the goose delivers a monologue about falling into Iron Jo's pond when they were just an egg.

Imagine another creature who might live in the Enchanted Forest. **Write a monologue for them to perform, telling their own story.**


Follow the instructions on the next two pages to create a puppet of your imaginary Enchanted Forest creature. Then use your puppet to perform the monologue.

Make your own Creature puppet!


1. Grab some paper, scissors, glue, and something to draw or color with



2. Fold your paper in half the long way



3. Then unfold and fold each long edge into the center



4. Unfold again - your paper should now have three fold marks



5. Fold along each fold mark, right to left, to make one long folded paper strip




6. Fold your strip in half the short way



7. Fold both ends of your strip back towards the center fold...



8. ...to make a sideways M shape



9. Flip your folded paper on end to see where you can put your fingers inside...




10. ...and there's the base for your puppet!




11. On another piece of paper, draw eyes, nose, mouth, or any other features you want your puppet to have




12. Then carefully cut them out...




13. ...and glue them onto your puppet...




(...this is a tricky step...)



14. Draw on any finishing touches or final details...




15. ...and say hello to your puppet!



**The Ballad of Aurelie the Bold:
A Grimm Brothers Story of Iron & Gold**

is written by Elliot Lorenc
with music and arrangements by Jesse Groat
created in collaboration with Trevor Harter and Kenny Pratt
directed by Mandana Khoshnevisan
produced by Bag&Baggage Productions

**You can stream the show at
www.bagnbaggage.org
May 22-June 13, 2021**



ANSWER KEYS:

Look for these words:

BABA YASHA	MERCHANTS
PHONES	AURELIE
FISH	COYNE
SEN	BREAD

